



CATALOG  
OF DREAMS

2024









What do you see when you look at  
a backyard, front porch, or driveway?

**At Unilock, we see possibilities.**

Possibilities to build works of art and personal  
playgrounds. Possibilities to bring families together  
for a birthday barbecue or a wedding reception.  
Possibilities to transform your imagination into  
remarkable outdoor spaces, and build connections  
stronger than the concrete underfoot.

And we don't let possibilities go to waste. Built on  
50 years of innovation and sustainability, Unilock  
provides customers the tools to transform dreams  
into reality. We connect you with proven contractors  
and supply an endless canvas of materials, but the  
final product is always uniquely yours. And when your  
project is complete, you don't just have something  
beautiful, you've changed the way you see the world.

So, where can you see possibilities, and how can we  
help you build them?

**UNILOCK** TRANSFORMING **HARDSCAPES**



TABLE OF  
Contents



Journey in style as you discover, dream, and learn about  
our revolutionary Unilock products and resources.



## **6 DREAM**

---

- |           |                           |           |                      |
|-----------|---------------------------|-----------|----------------------|
| <b>8</b>  | Discover Unilock Finishes | <b>16</b> | Dream with Unilock   |
| <b>10</b> | Choose your Color         | <b>48</b> | Unilock Best in Show |
| <b>14</b> | Unique Touches            |           |                      |

## **50 PRODUCTS**

---

- |           |                      |            |                        |
|-----------|----------------------|------------|------------------------|
| <b>52</b> | Product Categories   | <b>62</b>  | Pavers & Slabs         |
| <b>54</b> | Think Green          | <b>124</b> | Retaining Walls        |
| <b>56</b> | Unilock Technologies | <b>154</b> | Coping, Steps & Treads |

## **164 LEARN & PLAN**

---

- |            |                              |            |                     |
|------------|------------------------------|------------|---------------------|
| <b>168</b> | Project Planning Resources   | <b>174</b> | Commercial Projects |
| <b>170</b> | Finding the Right Contractor | <b>176</b> | Quality Commitment  |
| <b>172</b> | Installation 101             |            |                     |



# Dream

Begin with a dream  
of what's possible

Imagine an outdoor space where the inspired use of patterns, textures and shapes not only creates design-envy, but elevates your world in the most beautifully functional way.





Beacon Hill™ Smooth and Copthorne® with U-Cara® Wall



# Discover Unilock Coatings

---



Available exclusively on Elegance and select EnduraColor products, EasyClean enhances the surface color and provides integral stain resistance.

ARCANA™  
SORENO™  
ARTLINE™  
BRISTOL VALLEY™  
BEACON HILL™ SMOOTH  
GRANITO™

COPTHORNE®  
COURTSTONE®  
TOWN HALL®  
RICHCLIFF®  
UMBRIANO®

See page 58 for more details.

---



## ClassicCoat™

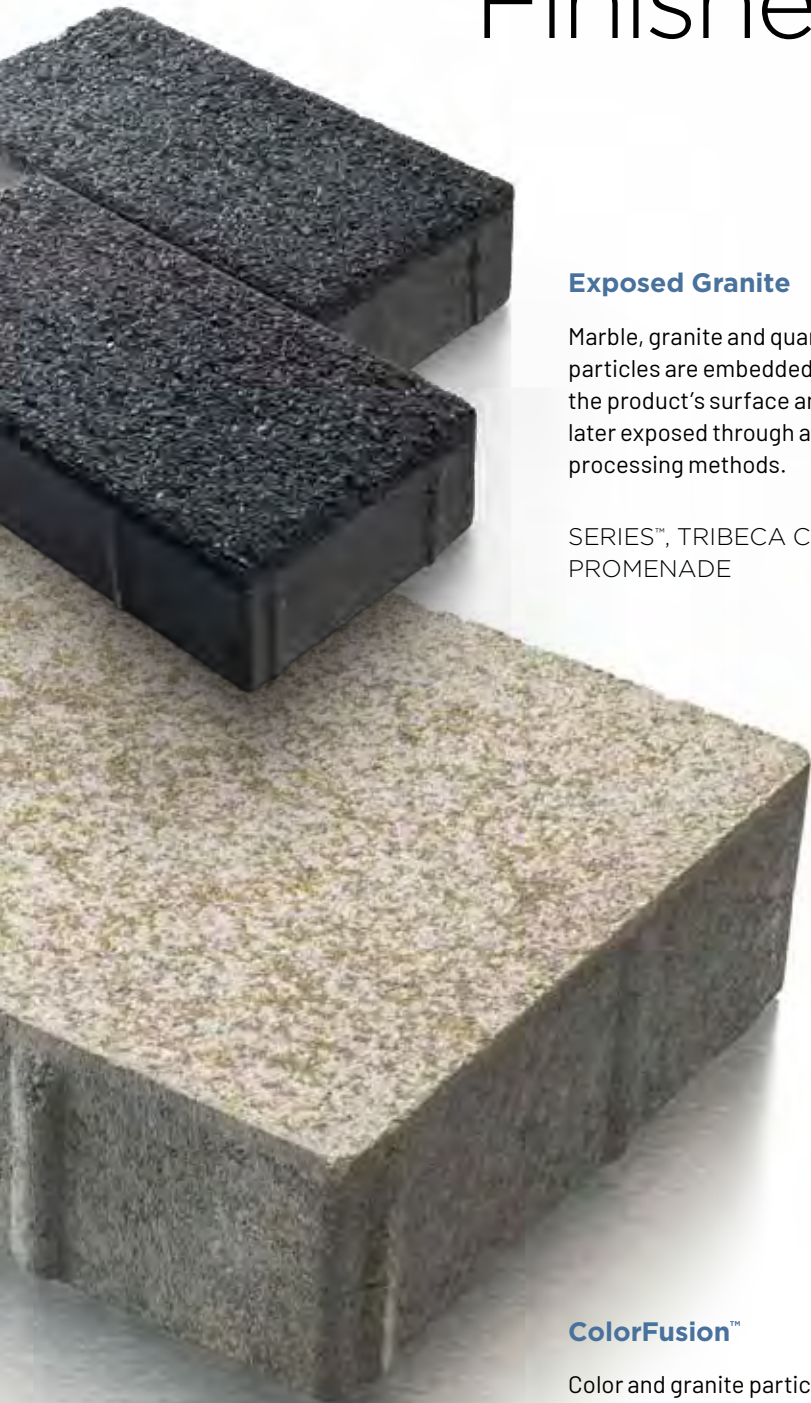


These factory-sealed Classic thru-mix pavers save you from the time and expense of after-market sealing and offer a layer of added protection for the product's surface texture and color.

WESTPORT™, WESTPORT SMOOTH



# Surface Finishes



## Exposed Granite

Marble, granite and quartz particles are embedded into the product's surface and are later exposed through additional processing methods.

SERIES™, TRIBECA COBBLE™, PROMENADE

## ColorFusion™

Color and granite particles are randomly dispersed to achieve a unique mottled surface.

UMBRIANO®, U-CARA®, PROMENADE™



## Timeworn

Various methods are employed to obtain this weathered, timeworn finish, but in every instance, this patina improves the appearance.

TOWN HALL®  
COURTSTONE®  
BRUSSELS BLOCK®  
BRUSSELS  
DIMENSIONAL™  
OLDE QUARRY™



## Enhanced Surface

ARCANA™, SORENO™

The surface of these products is enhanced using a special process to reveal a variety of distinctive colors and textures.



## Artista

GRANITO™



The look of boldly mottled granite is achieved with a proprietary process called Artista.



# Choose your Color



## MONOCHROMATIC OR CONTRAST

For an intimate atmosphere, dominate with warm colors, while still incorporating cool tones to create contrast and achieve a visual balance.






# Choose your Shape

## SHAPING YOUR OUTDOOR PROJECT

Finding the right shape to fit your outdoor project is like placing the last puzzle piece on an exquisite work of art. It just fits! What's more, combine different shapes together to deliver a two-for-one hardscape punch that will elevate your artistic vision to new heights.



- RECTANGLE
- HEX
- SQUARE
- PLANK



## What will you create?



Let your imagination run wild in the playground of Unilock paving products!





# Find your Style

Whether you're designing a quaint backyard refuge or an ultra-modern driveway, we have a variety of paving products that'll turn your outdoor space into a little slice of heaven.



GEOMETRIC



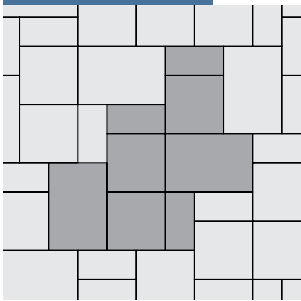
# Pick your Pattern

## PLAY WITH ANGLES


From herringbone to basket weave, the right angle can make all the difference! A Unilock Authorized Contractor can recommend the best laying patterns based on the products you choose.




RANDOM



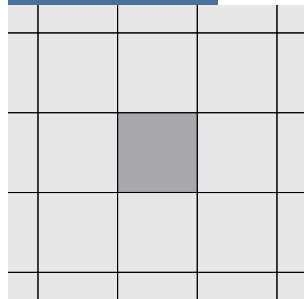
LINEAR



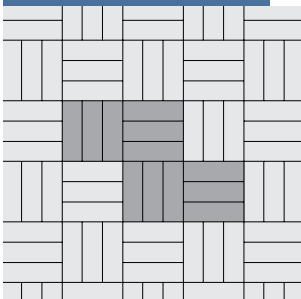
DESIGNER




STACKED



BASKETWEAVE



HERRINGBONE



## THINK OUTSIDE THE BOX

Distinct laying patterns can help define unique “rooms” across your outdoor space, giving you countless design options.

Visit [Unilock.com](http://Unilock.com) for laying patterns.


# Unique Touches

Let your creativity shine! Unilock border and banding options can help enhance your distinctive designs and add touches of elegance to your driveway, walkway, patio or vertical features.



Take it a step further with multiple borders, pixelated paver rugs or contrasting geometric grids.

## JOINT MATERIAL



Joint material plays an important role between pavers by keeping out weeds and other debris. However, the color you choose can also have a dramatic impact on the look of your project. Your contractor can help you decide what will work best.





Make a dramatic impact with non-linear designs. Like the atypical array of hexagon-shaped pavers, or a pixelated look created with light and dark square pavers.



Clean, opposing angled lines in this poolside patio create the effect of a chevron, unifying upper and lower decks.





**Pavers:** Arcana™ (Modena) with Mattoni™ (Dark Charcoal) accent rug

**Fire Feature, Garden Walls and Grill Island:** U-Cara® Smooth (Dark Charcoal) with Architectural Coping (Charcoal) \*excluding Grill Island countertop








This polished and sophisticated modern farmhouse features a spectacular see-through fire feature with built-in TV as a centerpiece.





This dramatic multi-level patio makes the most of its lakeside setting with beautifully defined spots to take it in. The lake-level firepit beach area is the perfect vantage point to catch the sunset.




**Pavers:** Umbriano®  
(Summer Wheat) with  
Mattoni™ (Sable Blend)

**Retaining Wall and  
Firepit:** SienaEdge™  
(Fieldstone)



Scan here for  
project video














Clean, granite-like pavers make this ultra-modern pool deck comfortable and cool underfoot on hot, sunny days. Adding to the ambiance of this summer escape is a soothing water feature.



**Pavers:** Umbriano® with Umbriano coping (Winter Marvel)

**Water Feature and wall:** U-Cara® Umbriano with Umbriano coping (Winter Marvel)



Scan here for project video



Scan here for  
project video



**Pavers:** Beacon Hill™ Smooth Slab (Granite Fusion) with  
Natural Stone (Black River) accent and Beacon Hill Smooth  
(Dark Charcoal) accents

**Firepit and Kitchen:** Lineo™ Dimensional Stone (Granite)  
with Beacon Hill Smooth (Dark Charcoal) accent







Large, contemporary slabs accented by contrasting paver bands create a generous sense of space for this intimate, multi-purpose backyard.



The outer edges of this contemporary pool deck are curved, to blend harmoniously with neighboring natural rock gardens.



**Pavers:** Bristol Valley® (Fossil)  
with Town Hall® (Basalt) accent

**Walls:** Olde Quarry® (Sierra)



Scan here for  
project video









This ultra-modern patio beckons moonlit conversations around the rectangular fire feature, set against the stunning backdrop of breathtaking lakeside views.



**Pavers:** Arcana™  
(Modena and Vivanto)

**Walls:** U-Cara®  
Umbriano® Finish  
(Winter Marvel)  
with Series™  
(Onyx Black) accent















Old world charm mingles with modern-day style in this enchanting backyard.



**Pavers:** Beacon Hill™ Smooth (Granite Fusion) and Town Hall™ (Basalt)

**Vertical Features:** Lineo™ Dimensional Stone (Granite) with Ledgestone™ coping and pillar cap (Grey)



Scan here for project video



Scan here for  
project video



**Pavers:** Beacon Hill™ Smooth Slab (Bavarian Blend)  
Cophorne® (Basalt) accent

**Retaining Wall and Grill Island:** U-Cara® Smooth  
(Bavarian Blend)







An elevated platform sets the stage for next-level entertaining with a half circle bar and grill island, pool and loungers.





Richcliff® (Dawn Mist and Pebble Taupe)  
with Courtstone® (Basalt) accent and  
Ledgestone™ (Buff) step treads







This Arts and Crafts-style home features the strikingly detailed riven texture of Richcliff, delivering classic elegance.









**Pavers:** Beacon Hill™ Smooth  
(Opal Blend) with Holland Premier™  
(Dark Charcoal) accent

**Fire Feature and Raised Patio:**  
Lineo™ Dimensional Stone  
(Graphite)







This elevated backyard patio raises the bar with a stunning fire feature, lounge seating and feature lighting at night.











A cozy, urban vibe on two levels! Smoke the perfect brisket while your family roasts marshmallows around the fire pit.



**Pavers:** Arcana™ (Corvara)

**Walls, Steps and Grill Island:** U-Cara®  
Umbriano® (French Grey) with Natural  
Stone (Golden Sand) coping



Scan here for  
project video




**Pavers:** Treo® Smooth (Granite) with Copthorne® (Basalt) accent and Umbriano® (French Grey) inlays

**Firepit:** Brussels Dimensional Stone® Sunset Firepit (Granite) with Ledgestone™ (Buff) firepit coping

**Retaining Wall, Steps, and Vertical Features:** U-Cara® Smooth (Granite Fusion) with Ledgestone (Buff) coping



Scan here for project video







A curved seat wall leads to a circular fire pit, with a sizable pool deck perfect for entertaining the family.



Whole home versatility.  
The subtle surface detail  
of Umbriano works  
beautifully from front  
entrance to backyard.



Umbriano® pavers  
with U-Cara® Steps  
and Umbriano Coping  
(Summer Wheat)



Scan here for  
project video















There are always further heights to reach, and these angular, terraced retaining walls create this next-level, intimate outdoor gathering space.

**Pavers:** Beacon Hill™ Smooth (Granite Fusion) with Mattoni™ (Granite Fusion, Sable Blend and Dark Charcoal) accents and paver rug

**Retaining Wall:** SienaEdge™ (Granite)

**Firepit:** U-Cara® Pitched (Granite Fusion) with Natural Stone (Stone Cliff Grey) coping





Beacon Hill™ Smooth (Granite Fusion) and Umbriano® Hex (Winter Marvel and Midnight Sky - blended on site) with Copthorne® (Basalt) accent







Intricately patterned Hex pavers with Umbriano<sup>®</sup> finish create a visually striking contrast with the sleek Beacon Hill™ pavers.











This fire table is a happy hour haven, where guests can laugh and linger the night away.



**Pavers:** Bristol Valley® (Steel Mountain) with Copthorne® (Basalt) accent

**Grill Island:** Brussels Dimensional System™ (Sierra)



Scan here for project video





## County Wide Landscaping **Best in Show Winner**



“The homeowners envisioned a modern, outdoor sanctuary.”

The scope of this 2,400 sqft residential project presented a number of challenges, one of which was elevation. “There was a lot of grading that had to go into this to make the project work,” says Brian Larson, President of County Wide Landscaping. “That’s why it’s a three-level patio.”

The finished space features a monochromatic pool deck in a beautiful mosaic-like geometric design, with square paver slabs, Arcana™ interspersed with zigzagging lines of artificial turf. A putting green lies adjacent to the space, along with a breathtaking waterfall cascading from the roof of a shaded pergola.





The pergola was built using Lineo™ Dimensional Stone, topped with Ledgestone™ pillar caps in a grey hue to complement the minimalistic design of the backyard space. Patio lighting was installed under the pillar caps on the patio, creating a soothing ambiance that helps guide visitors at night.

On the upper deck an outdoor kitchen was designed using Lineo™ Dimensional Stone, complete with a grill, bar island and granite countertop, with bar stools to accommodate multiple guests. Finally, nestled towards the rear of the yard, an enclosed seating area features a cozy fire pit, allowing guests to relax and unwind on crisp summer nights.

The result is a stunning outdoor space that transformed this backyard into a haven that will be enjoyed for years to come.



“Unilock provided the sleek, modern look we needed to achieve this extravagant design”

**Brian Larsen**

PRESIDENT OF COUNTY WIDE  
LANDSCAPING



Scan here for  
project video





# Products

Capture the eye with  
exclusive products


From weathered cobblestone to contemporary linear, our product selection reaches beyond the horizontal to include garden walls, pillars, steps, fire tables and fountains. Rock the look that is unmistakably you, and undeniably Unilock!







# Unilock Product Categories




## CLASSIC

Our **budget-friendly** Classic products are manufactured to exceed ASTM standards for quality and strength.



## ENDURACOLOR™

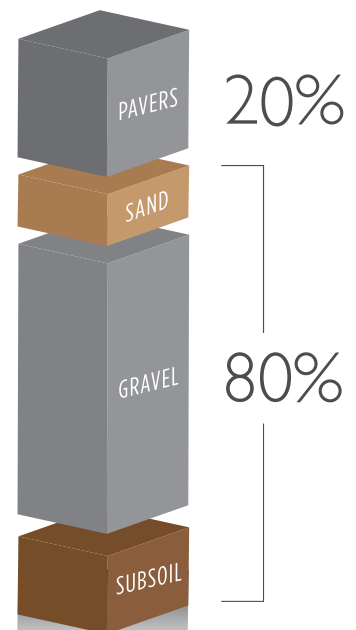
The refined look of our EnduraColor products is achieved with a two-step manufacturing process that uses concentrated color and **wear-resistant** finer aggregates to protect the surface from the appearance of fading over time.



## ELEGANCE™

Our Elegance collection offers timeless beauty with styles you can't get anywhere else. From the classic luxury of riven natural stone slabs to the timeworn look of European cobblestones, the look you purchase is **the look that will last.**

## Project Cost



Choose the product you love to get the maximum enjoyment from the investment you've made below the surface.



# Don't Compromise

Many products look great when they're first installed, but after time the difference in quality shows.

In an average project, only 20% of the overall cost comes from the paver and wall products you choose, so don't be tempted to compromise.





# Think Green



More and more households are opting for permeable paver projects as a sustainable, cost-effective and environmentally friendly alternative to traditional pavers.

Developed in response to growing concerns around stormwater management, permeable pavers allow rainwater to flow between the joints of pavers and back into the subsoil. This provides a dual "green" benefit: by naturally filtering out pollutants before stormwater reaches waterways, and by providing extra moisture back into surrounding plant material.

Using permeable pavers will decrease rainwater puddling on the pavement, effectively reducing the risk of ice buildup which is a benefit particularly useful on driveways.

For homeowners who live in regions where local codes require them to reduce impervious surfaces on their lot to accommodate a new landscape feature like an in-ground pool, permeable paving is a popular alternative to conventional poured-in-place concrete or asphalt.



*Some homeowners install rainwater collection systems underneath their paver projects to supply water to in-ground sprinkler systems!*

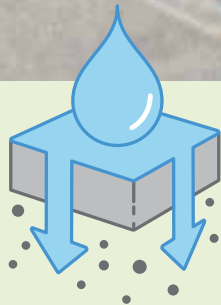


# Permeable Collection

In 1991, Unilock introduced the first permeable paver to North America. Since then, we've worked to produce the most extensive collection of permeable pavers in the industry.


## Permeable Pavers

Special materials are used in the joints and in the permeable base below, to encourage water to flow through and reach the subsoil.



Permeable pavers look similar to traditional pavers but are designed with special spacer bars that create a wider joint.

**TOWN HALL\***




**ECO-PRIORA™**



**ECO-PROMENADE™**




**\*UMBRIANO\***



**TRIBECA COBBLE\***



**TREO\* SMOOTH**



**NORDIC COBBLE™**



\*See product pages for specific permeable sizes



# Ultima™

---



Only Unilock has the technology in North America to manufacture Ultima Concrete resulting in pavers **up to four times stronger** than poured concrete. With Ultima, the look you purchase is the look that will last.

Exclusive to **UNILOCK**

---

 **ELEGANCE**

Ultima Concrete is a key ingredient in the **timeless beauty** of our Elegance collection of premium pavers.

## What makes Ultima concrete so strong?

In a word, fluidity. During manufacturing, we use as little water as possible while enhancing the fluidity at the drying stage, resulting in a form that self-compacts at the chemical level. The result is an extraordinary product that is unlike anything you'll find outside of Unilock.

### **With Ultima**

---

*Unilock Town Hall pavers are built to last*



### **Without Ultima**

---

*Deteriorating brick pavers exposed to deicing salts*



# Reala™

---

When it comes to creating **realistic textures** that are indistinguishable from brick, cobblestone, or flagstone, there is no room for compromise.

Any paver meant to imitate a classic building material needs to embody its look, its feel, and its strength.

At Unilock, we've been capturing all three since 2004 with our Reala technology.



## How do we achieve a random appearance?

First, we cast a multitude of pavers from molds of actual flagstone, brick, and cobblestone. Then we randomize the casting process. With so much variation between molds, we can then ensure that any paver installation avoids repetition, no matter how large or small the project.

---

Utilizing REALA technology, a multitude of natural stone surfaces, brick and historic cobblestones are cast to create a wide variety of **authentic textures** with consistent dimensions that are more cost efficient to install.





# EasyClean™



Integral Stain Resistance



Ketchup

Motor Oil

Red Wine

BEFORE



AFTER

Stains set for thirty minutes, then removed with damp paper towel, hand scrub brush and mild soap.

## What does this mean for stains?

Any spill that does manage to land on an EasyClean paver can be quickly and easily wiped away - no deep scrubbing or heavy cleaners needed.

Exclusive to **JNIOCK**

Unlike after-market sealers which merely coat the top, EasyClean goes beyond the surface and becomes integral to the product during manufacturing. The result is enhanced surface color, and stain resistance.

### EASYSKLEAN ADVANTAGES

Pavers are pre-sealed at the factory

Enhanced resistance to weathering

Reduced dirt absorption

Stains from leaves, coffee, ketchup, mustard, wine and BBQ oils are easier to remove

See how  
it works





# ColorFusion™

---

Exclusive to **UNILOCK**

The look of natural granite is achieved when color and granite particles are randomly dispersed using proprietary ColorFusion technology to achieve a unique mottled surface.



ColorFusion is made with the same durable concrete and fortifying manufacturing processes that make Unilock pavers last for decades. Our commitment to beautiful, long-lasting hardscaping products is what built our reputation, and we honor that commitment through continued innovation.



# Sustainability Commitment



**In 2021, Unilock announced its commitment to becoming a carbon neutral company.**

We have implemented initiatives that continue to minimize our use of fossil fuels, conserve water and replace cement in our products, while producing the highest quality product.



Learn  
More

## How can you make your project more sustainable?

### Make it Permeable

Permeable pavers allow rainwater to flow through the pavement surface and back into the subsoil below, filtering out contaminants that could otherwise flow into stormwater drains and pollute local waterways.

### Shop Locally

Choosing products that are manufactured at a Unilock facility close to your home reduces carbon emissions associated with transportation.

### Think Lighter

Products that are lighter in color, have a higher solar reflectance. When you choose a lighter colored product, more of the sun's energy is reflected and less heat is absorbed into the pavement surface. This helps reduce urban 'heat island effect' and carries a number of environmental benefits.





# EcoTerra™




Paving a Greener Way



**EFFLORESCENCE  
FREE**



**UP TO 15%  
REDUCTION IN CO<sub>2</sub>**



**ENDURACOLOR**



**CEMENT-FREE  
FACE-MIX**



**COLOR STAYS  
TRUE LONGER**

Learn  
More



Revolutionary EcoTerra technology offers a sustainable paving solution with its cement-free face-mix. It provides high compressive strength, low absorption, and remarkable colorfastness, all while contributing up to a 15% reduction in carbon dioxide emissions. Additionally, EcoTerra products are designed to be free of efflorescence.



**2020 winner  
Innovative  
Product**









# Pavers & Slabs

---

From traditional shapes and textures to the most advanced technology and unique styles, the choices available in our paver collection are unrivaled in the industry.





Color selection should be chosen from actual samples.

Fossil with Mattoni™ (Sable Blend) accent





# Beacon Hill™ Smooth 60mm

---




BAVARIAN BLEND




FOSSIL



GRANITE FUSION




CHAMPAGNE



OPAL BLEND

## 3 UNIT RANDOM BUNDLE PEDESTRIAN ONLY

---



LARGE RECTANGLE  
15 x 22½ x 2⅜"  
380 x 570 x 60mm



SQUARE  
15 x 15 x 2⅜"  
380 x 380 x 60mm




SMALL RECTANGLE  
7½ x 15 x 2⅜"  
190 x 380 x 60mm

## SMALL RECTANGLE PEDESTRIAN ONLY

---




BAVARIAN BLEND




IVORY **NEW**



GRANITE FUSION



CHAMPAGNE



DARK CHARCOAL



7½ x 15 x 2⅜"  
190 x 380 x 60mm





**ENDURACOLOR™**

# Beacon Hill™ Smooth 80mm

---




BAVARIAN BLEND



GRANITE FUSION

**3 UNIT RANDOM BUNDLE** DRIVE FRIENDLY

---



**LARGE RECTANGLE**  
 15 x 22½ x 3⅞"  
 380 x 570 x 80mm



**SQUARE**  
 15 x 15 x 3⅞"  
 380 x 380 x 80mm



**SMALL RECTANGLE**  
 7½ x 15 x 3⅞"  
 190 x 380 x 80mm

Beacon Hill™ Smooth (Granite Fusion) with Series™ (Onyx Black) accent





**ENDURACOLOR™**

Only available in Opal Blend,  
and Champagne

**EasyClean™**  
Factory sealed for  
integral stain resistance



# Beacon Hill™ Smooth Slab



BAVARIAN BLEND



FOSSIL



GRANITE FUSION




CHAMPAGNE




OPAL

**SLAB** PEDESTRIAN ONLY



**XL UNIT**  
22½ x 37½ x 2⅜"  
570 x 950 x 60mm





Color selection should be chosen from actual samples.

Bavarian Blend




# Beacon Hill™ Flagstone



FOSSIL



ALPINE GREY



BAVARIAN BLEND




WALNUT

## 3 UNIT RANDOM BUNDLE PEDESTRIAN ONLY



LARGE RECTANGLE  
15 x 22½ x 2⅜"  
380 x 570 x 60mm



SQUARE  
15 x 15 x 2⅜"  
380 x 380 x 60mm



SMALL RECTANGLE  
7½ x 15 x 2⅜"  
190 x 380 x 60mm

## SLAB PEDESTRIAN ONLY




22½ x 37½ x 2⅜"  
570 x 950 x 60mm  
Not available in Walnut

## 80 MM DRIVE FRIENDLY

**SPECIAL ORDER**  
**80 MM RANDOM BUNDLE**  
DRIVE FRIENDLY  
Bavarian Blend, Fossil and Walnut only





Color selection should be chosen from actual samples.

Granite with Copthorne® (Basalt) accent and U-Cara® Smooth (Granite Fusion) with Ledgestone™ (Buff) coping



# Treo® Smooth

---



GRANITE



RIVER




SIERRA



TUSCANY

**3 UNIT RANDOM BUNDLE** PERMEABLE DRIVE FRIENDLY


---



LARGE RECTANGLE  
8<sup>7</sup>/<sub>8</sub> x 13<sup>3</sup>/<sub>8</sub> x 2<sup>3</sup>/<sub>8</sub>"  
225 x 337.5 x 60mm



SQUARE  
8<sup>7</sup>/<sub>8</sub> x 8<sup>7</sup>/<sub>8</sub> x 2<sup>3</sup>/<sub>8</sub>"  
225 x 225 x 60mm



SMALL RECTANGLE  
4<sup>1</sup>/<sub>2</sub> x 8<sup>7</sup>/<sub>8</sub> x 2<sup>3</sup>/<sub>8</sub>"  
112.5 x 225 x 60mm





**CLASSIC**

**ClassicCoat**

Factory sealed to protect surface texture and color

Westport™



GRANITE



RIVER



SIERRA



CHARCOAL  
Available in 5 x 10 only

**3 UNIT RANDOM BUNDLE** DRIVE FRIENDLY



LARGE RECTANGLE  
10 x 15 x 2 3/4"  
254 x 380 x 70mm



SQUARE  
10 x 10 x 2 3/4"  
254 x 254 x 70mm



RECTANGLE  
5 x 10 x 2 3/4"  
127 x 254 x 70mm



SMALL RECTANGLE  
Sold Separately  
Charcoal only

Color selection should be chosen from actual samples.

Sierra with Series™ (Onyx Black) accent





# CLASSIC

ClassicCoat

Factory sealed to protect surface texture and color

# Westport™ Smooth **New**



GRANITE



SIERRA



CHARCOAL  
Available in 5 x 10 only

## 3 UNIT RANDOM BUNDLE DRIVE FRIENDLY



LARGE RECTANGLE  
10 x 15 x 2¾"  
254 x 380 x 70mm



SQUARE  
10 x 10 x 2¾"  
254 x 254 x 70mm



RECTANGLE  
5 x 10 x 2¾"  
127 x 254 x 70mm



SMALL RECTANGLE  
Sold Separately  
Charcoal only

Color selection should be chosen from actual samples.

Sierra





**CLASSIC**

# Brussels Block®



SANDSTONE



RIVER



SIERRA



LIMESTONE

**INDIVIDUAL UNITS** DRIVE FRIENDLY

Antiqued Finish



**XL STONE**  
 $8\frac{1}{4} \times 13\frac{3}{4} \times 2\frac{3}{4}$ "  
 208 x 348 x 70mm



**STANDARD STONE**  
 $6\frac{7}{8} \times 8\frac{1}{4} \times 2\frac{3}{4}$ "  
 173 x 208 x 70mm



**HALF STONE**  
 $4 \times 6\frac{7}{8} \times 2\frac{3}{4}$ "  
 104 x 173 x 70mm

**FULLNOSE COPING**  
 $5\frac{7}{8} \times 11\frac{1}{8} \times 2\frac{3}{8}$ "  
 150 x 300 x 60mm

Non-antiqued coping also available see page 161.

Color selection should be chosen from actual samples.

Sandstone with Cophorne® accent





## CLASSIC

# Hollandstone™



AUTUMN RED



RIVER



SIERRA



CHARCOAL

**INDIVIDUAL UNIT** DRIVE FRIENDLY



**4 x 8**  
3<sup>7</sup>/<sub>8</sub> x 7<sup>7</sup>/<sub>8</sub> x 2<sup>3</sup>/<sub>8</sub>"  
100 x 200 x 60mm

Color selection should be chosen from actual samples.

Sierra





Color selection should be chosen from actual samples.


Steel Mountain with Copthorne® (Basalt)






# Bristol Valley®


Exclusive to **JNILOCK**




FOSSIL



BAVARIAN BLEND



WALNUT




STEEL MOUNTAIN

## 3 UNIT RANDOM BUNDLE PEDESTRIAN ONLY



LARGE RECTANGLE  
15 x 22½ x 2⅜"  
380 x 570 x 60mm



SQUARE  
15 x 15 x 2⅜"  
380 x 380 x 60mm



SMALL RECTANGLE  
7½ x 15 x 2⅜"  
190 x 380 x 60mm

## SLAB PEDESTRIAN ONLY



XL UNIT  
22½ x 37½ x 2⅜"  
570 x 950 x 60mm

Not available in Walnut

## 80 MM DRIVE FRIENDLY

**SPECIAL ORDER**  
**80 MM RANDOM BUNDLE**  
DRIVE FRIENDLY  
Bavarian and Steel Mountain only





Color selection should be chosen from actual samples.

Corvara with Lineo™ Dimensional Stone (Granite) and Ledgestone™ (Grey) fullnose coping






# Arcana™

---

Exclusive to **UNILOCK**




AVORIO



MODENA



CORVARA



VIVANTO

**INDIVIDUAL UNITS** PEDESTRIAN ONLY

Enhanced Surface



**24 x 24**  
23<sup>7</sup>/<sub>8</sub> x 23<sup>7</sup>/<sub>8</sub> x 2"  
606 x 606 x 50mm



**18 x 24**  
17<sup>7</sup>/<sub>8</sub> x 23<sup>7</sup>/<sub>8</sub> x 2"  
453 x 606 x 50mm



**12 x 24**  
11<sup>7</sup>/<sub>8</sub> x 23<sup>7</sup>/<sub>8</sub> x 2"  
301 x 606 x 50mm





**ENDURACOLOR™**

**Soreno™**



Factory sealed for  
integral stain resistance



Exclusive to **UNILOCK**



TOSCANA BEIGE



LIGHT GRANITE



DARK CHARCOAL

**SLAB** PEDESTRIAN ONLY

Enhanced Surface



16 x 32 x 2"  
407 x 815 x 50mm

Color selection should be chosen from actual samples.

Light Granite






**ENDURACOLOR™**

# Skyline™



CHAMOIS



SILVER GREY

Perfect for roof decks and other raised floor applications.

**SLAB** PEDESTRIAN ONLY



**24 x 24**  
23<sup>7</sup>/<sub>8</sub> x 23<sup>7</sup>/<sub>8</sub> x 2<sup>3</sup>/<sub>8</sub>"  
600 x 600 x 50mm



**Unilock Pedestal System**  
Contact your local Unilock Rep for more information.

Color selection should be chosen from actual samples.

Silver Grey and Chamois





Color selection should be chosen from actual samples.

Winter Marvel





# Umbriano®


## 3 UNIT RANDOM BUNDLE PEDESTRIAN ONLY



FRENCH GREY



WINTER MARVEL




GRENADA WHITE **NEW**




MIDNIGHT SKY



SUMMER WHEAT




**LARGE RECTANGLE**  
15 x 22½ x 2⅜"  
380 x 570 x 60mm



**SQUARE**  
15 x 15 x 2⅜"  
380 x 380 x 60mm



**SMALL RECTANGLE**  
7½ x 15 x 2⅜"  
190 x 380 x 60mm



**SLAB**  
22½ x 37½ x 2⅜"  
570 x 950 x 60mm

Available only in French Grey  
and Summer Wheat



**HEX**  
8 x 8 x 2⅜"  
205 x 205 x 60mm


## PERMEABLE DRIVE FRIENDLY



FRENCH GREY



WINTER MARVEL



MIDNIGHT SKY



**4 x 12**  
3⅞ x 11⅞ x 3⅞"  
100 x 300 x 80mm

See page 98-99 for additional finishes.




**HEX**  
8 x 8 x 2⅜"  
205 x 205 x 60mm

See page 95 for additional finishes.

## 4 x 8




MIDNIGHT SKY



**4 x 8**  
3⅞ x 7⅞ x 2⅜"  
100 x 200 x 60mm





Color selection should be chosen from actual samples.


French Grey and Winter Marvel (Blended on site)





# Artline™ Umbriano® Finish


---



FRENCH GREY




WINTER MARVEL



MIDNIGHT SKY

**7 UNIT RANDOM BUNDLE** DRIVE FRIENDLY

---







**ENDURACOLOR™**

Exclusive to **JNIBLOCK**

# Artline™ Il Campo® Finish



BAVARIAN BLEND



GRANITE BLEND

**7 UNIT RANDOM BUNDLE** DRIVE FRIENDLY

Brushed Finish



$4\frac{7}{8} \times 6\frac{3}{4} \times 2\frac{3}{4}$ "  
125 x 169 x 70mm



$4\frac{7}{8} \times 10\frac{3}{8} \times 2\frac{3}{4}$ "  
125 x 262.5 x 70mm



$4\frac{7}{8} \times 13\frac{3}{8} \times 2\frac{3}{4}$ "  
125 x 337.5 x 70mm



$4\frac{7}{8} \times 17\frac{3}{4} \times 2\frac{3}{4}$ "  
125 x 450 x 70mm



$7\frac{1}{2} \times 8\frac{7}{8} \times 2\frac{3}{4}$ "  
187.5 x 225 x 70mm



$7\frac{1}{2} \times 13\frac{3}{8} \times 2\frac{3}{4}$ "  
187.5 x 337.5 x 70mm



$7\frac{1}{2} \times 17\frac{3}{4} \times 2\frac{3}{4}$ "  
188 x 450 x 70mm

Color selection should be chosen from actual samples.

Steel Mountain (Smooth Finish) and Granite Blend (Il Campo® Finish) - Blended on site





**ENDURACOLOR™**

**EasyClean™**  
Factory sealed for  
integral stain resistance



# Artline™ Smooth Finish



BAVARIAN BLEND



FOSSIL



STEEL MOUNTAIN


**7 UNIT RANDOM BUNDLE** DRIVE FRIENDLY




$4\frac{7}{8} \times 6\frac{3}{4} \times 2\frac{3}{4}$ "  
125 x 169 x 70mm




$4\frac{7}{8} \times 10\frac{3}{8} \times 2\frac{3}{4}$ "  
125 x 262.5 x 70mm




$4\frac{7}{8} \times 13\frac{3}{8} \times 2\frac{3}{4}$ "  
125 x 337.5 x 70mm




$4\frac{7}{8} \times 17\frac{3}{4} \times 2\frac{3}{4}$ "  
125 x 450 x 70mm



$7\frac{1}{2} \times 8\frac{7}{8} \times 2\frac{3}{4}$ "  
187.5 x 225 x 70mm



$7\frac{1}{2} \times 13\frac{3}{8} \times 2\frac{3}{4}$ "  
187.5 x 337.5 x 70mm




$7\frac{1}{2} \times 17\frac{3}{4} \times 2\frac{3}{4}$ "  
188 x 450 x 70mm

Color selection should be chosen from actual samples.

Steel Mountain





Color selection should be chosen from actual samples.

Sable Blend with Beacon Hill™ Smooth (Fossil)



# Mattoni™

---


Exclusive to **JNIOCK**




SABLE BLEND



COCOA BROWN



GRANITE FUSION



DARK CHARCOAL

**INDIVIDUAL UNIT** DRIVE FRIENDLY

---



2<sup>3</sup>/<sub>8</sub> x 9<sup>1</sup>/<sub>2</sub> x 2<sup>3</sup>/<sub>8</sub>"  
60 x 240 x 60mm





Color selection should be chosen from actual samples.

Charleston



# Holland Premier™

---



RIVER



SIERRA



CHARLESTON



HERITAGE BROWN



GRANITE BLEND



IVORY



DARK CHARCOAL

**INDIVIDUAL UNIT** DRIVE FRIENDLY

---



**4 x 8**  
3<sup>7</sup>/<sub>8</sub> x 7<sup>7</sup>/<sub>8</sub> x 2<sup>3</sup>/<sub>8</sub>"  
100 x 200 x 60mm





Color selection should be chosen from actual samples.

Sabia(Hex) with Copthorne® (Basalt) border and U-Cara® Smooth (Granite Fusion) wall with LedgeStone™ (Buff) coping





# Granito™

Exclusive to **UNILOCK**



SABIA

SCURO

**3 UNIT RANDOM BUNDLE** PEDESTRIAN ONLY ————— FLAGSTONE TEXTURE



**LARGE RECTANGLE**  
14¼ x 21¼ x 2⅜"  
360 x 540 x 60mm



**SQUARE**  
14¼ x 14¼ x 2⅜"  
360 x 360 x 60mm



**SMALL RECTANGLE**  
7 x 14¼ x 2⅜"  
180 x 360 x 60mm



SABIA

SCURO

**HEX UNIT** DRIVE FRIENDLY ————— SMOOTH TEXTURE



**8 x 8**  
7⅞ x 7⅞ x 2¾"  
200 x 200 x 70mm

See page 95 for  
additional hex finishes.





**TOP** Winter Marvel, French Grey and Midnight Sky (Blended on site) with Umbriano coping (Midnight Sky)

**BOTTOM** Scuro with Beacon Hill™ Smooth (Opal)

Color selection should be chosen from actual samples.






# Hex™

**UMBRIANO FINISH** PERMEABLE DRIVE FRIENDLY \_\_\_\_\_ ColorFusion™ / EasyClean™

See page 83 for additional sizes



WINTER MARVEL




FRENCH GREY



MIDNIGHT SKY



8 x 8 x 2 3/8"  
205 x 205 x 60mm 

**GRANITO™ FINISH** DRIVE FRIENDLY \_\_\_\_\_

Artista™

See page 93 for additional sizes



SABIA



SCURO



**8 x 8**  
7 7/8 x 7 7/8 x 2 3/4"  
200 x 200 x 70mm





**TOP** Arctic Grey and Nordic Star

**LEFT** Artline™ (Steel Mountain) with Onyx Black accent

**RIGHT** Lineo Dimensional Stone (Granite Blend) with Onyx Black accent and Ledgestone™ (Grey) coping and pillar cap

Color selection should be chosen from actual samples.



# Series™

---

**60MM** DRIVE FRIENDLY

Exposed Granite



GOLDEN TAN



ONYX BLACK




**4 x 8**  
3<sup>7</sup>/<sub>8</sub> x 7<sup>7</sup>/<sub>8</sub> x 2<sup>3</sup>/<sub>8</sub>"  
100 x 200 x 60mm

**80 MM** PERMEABLE DRIVE FRIENDLY

Exposed Granite



ARCTIC GREY



NORDIC STAR



**4 x 12**  
3<sup>7</sup>/<sub>8</sub> x 11<sup>7</sup>/<sub>8</sub> x 3<sup>1</sup>/<sub>8</sub>"  
100 x 300 x 80mm





**ENDURACOLOR™**

# Eco-Promenade™

**SERIES™ FINISH** PERMEABLE DRIVE FRIENDLY

Exposed Granite



ARCTIC GREY



NORDIC STAR



**4 x 12**  
 $3\frac{7}{8} \times 11\frac{7}{8} \times 3\frac{1}{8}$ "  
 100 x 300 x 80mm

**UMBRIANO® FINISH** PERMEABLE DRIVE FRIENDLY

ColorFusion™ / EasyClean™



WINTER MARVEL



FRENCH GREY



MIDNIGHT SKY

Color selection should be chosen from actual samples.

French Grey (Umbriano Finish)





**ENDURACOLOR™**

**EcoTerra**   
 Reduced carbon emissions and refined surface protection



# Promenade™ EcoTerra **New**



LIGHT STEEL GREY BLEND



LIGHT OPAL BLEND

**INDIVIDUAL UNIT** DRIVE FRIENDLY

Enhanced Surface



**4 x 12**  
 $3\frac{7}{8} \times 11\frac{7}{8} \times 2\frac{3}{4}$ "  
 100 x 300 x 70mm

Color selection should be chosen from actual samples.

Light Steel Grey Blend





## CLASSIC

Eco-Priora™ 

---



RIVER



SIERRA

**INDIVIDUAL UNIT** PERMEABLE DRIVE FRIENDLY

---




**5 x 10**  
4¾ x 9½ x 3⅞"  
120 x 240 x 80mm





**ENDURACOLOR™**

# Eco-Priora™ Premier



GRANITE

**INDIVIDUAL UNIT** PERMEABLE DRIVE FRIENDLY



**5 x 10**  
4¾ x 9½ x 3⅛"  
120 x 240 x 80mm





**ENDURACOLOR™**

# Tribeca Cobble™



COBALT GREY



PEPPERED GRANITE

**3 UNIT RANDOM BUNDLE** PERMEABLE DRIVE FRIENDLY Exposed Granite



LARGE RECTANGLE  
5 x 12 x 2 3/4"  
130 x 305 x 70mm



MEDIUM RECTANGLE  
5 x 9 x 2 3/4"  
130 x 230 x 70mm



SMALL RECTANGLE  
5 x 6 7/8 x 2 3/4"  
130 x 175 x 70mm

Color selection should be chosen from actual samples.

Cobalt Grey





**ENDURACOLOR™**

# Nordic Cobble™



OPAL **NEW**




GRANITE FUSION **NEW**



DARK CHARCOAL **NEW**

**INDIVIDUAL UNIT** PERMEABLE DRIVE FRIENDLY



TRAPEZOID  
3<sup>5</sup>/<sub>8</sub> x 3<sup>3</sup>/<sub>4</sub> x 2<sup>3</sup>/<sub>8</sub>"  
89.9 x 94 x 60mm

Color selection should be chosen from actual samples.

Opal with Courtstone® accent





**TOP** Golden Sand

**LEFT** Stone Cliff Grey

**RIGHT** Black River with Lineo Dimensional Stone (Granite Blend) wall

Color selection should be chosen from actual samples.



# Natural Stone

---

Suitable for pool decks, wood decks, patios, entrances and concrete overlays.




AUTUMN HARVEST SANDSTONE




GOLDEN SAND SANDSTONE



IVORY SAND SANDSTONE



STONE CLIFF GREY SANDSTONE



GREYFIELD SANDSTONE



BLACK RIVER LIMESTONE

## INDIVIDUAL UNITS PEDESTRIAN ONLY

---



**12 x 24**  
 $11\frac{7}{8} \times 23\frac{5}{8} \times \frac{7}{8}$ "  
 300 x 600 x 22mm



**18 x 24**  
 $17\frac{3}{4} \times 23\frac{5}{8} \times \frac{7}{8}$ "  
 450 x 600 x 22mm



**24 x 24**  
 $23\frac{5}{8} \times 23\frac{5}{8} \times \frac{7}{8}$ "  
 600 x 600 x 22mm



**24 x 36**  
 $23\frac{5}{8} \times 35\frac{1}{2} \times \frac{7}{8}$ "  
 600 x 900 x 22mm

PAGE 158 FOR  
 STEPS & COPING





**TOP** Quartz Sand with Unilock Cosmic Grey accent

**LEFT** Travestone Beige

**RIGHT** Gotham Nero

Color selection should be chosen from actual samples.



# Porcelain Tile

Suitable for pool decks, wood decks, patios, entrances and concrete overlays.


## 16 x 32 PEDESTRIAN ONLY



QUARTZITE DARK GREY



QUARTZITE SAND



NEW ENGLAND WHITE



NEW ENGLAND IVORY



NEW ENGLAND COLD GRAY

Exclusive to **UNILOCK**



UNILOCK COSMIC GREY

Exclusive to **UNILOCK**



UNILOCK DOVE GREY TRAVERTINE



**16 x 32**  
15<sup>3</sup>/<sub>4</sub> x 31<sup>1</sup>/<sub>2</sub> x 7<sup>7</sup>/<sub>8</sub>"  
400 x 800 x 20mm

## 24 x 24 PEDESTRIAN ONLY



GOTHAM GREY



GOTHAM NERO



CHAMONIX GREY




CHAMONIX BIANCO




TRAVSTONE BEIGE



NEW ENGLAND WHITE



NEW ENGLAND IVORY



NEW ENGLAND COLD GRAY



**24 x 24**  
23<sup>5</sup>/<sub>8</sub> x 23<sup>5</sup>/<sub>8</sub> x 7<sup>7</sup>/<sub>8</sub>"  
600 x 600 x 20mm

## 3 UNIT RANDOM BUNDLE PEDESTRIAN ONLY



TRAVSTONE BEIGE



**12 x 12**  
11<sup>7</sup>/<sub>8</sub> x 11<sup>7</sup>/<sub>8</sub> x 7<sup>7</sup>/<sub>8</sub>"  
300 x 300 x 22mm




**12 x 24**  
11<sup>7</sup>/<sub>8</sub> x 23<sup>5</sup>/<sub>8</sub> x 7<sup>7</sup>/<sub>8</sub>"  
300 x 600 x 22mm



**24 x 24**  
23<sup>5</sup>/<sub>8</sub> x 23<sup>5</sup>/<sub>8</sub> x 7<sup>7</sup>/<sub>8</sub>"  
600 x 600 x 20mm





Scan here for  
project inspiration.



# Richcliff®

EXCLUSIVE TO **JNIOCK**

Inspired by the texture of natural cut flagstone, Richcliff offers superior durability and timeless appeal ideal for driveways, patios, walkways and commercial projects.

A multitude of stone textures were cast using Reala™ Technology, to ensure that finished projects will have a completely random and natural appearance. And unlike natural stone, which can crack, split and fade, Richcliff is virtually indestructible.

 **ELEGANCE™**







Color selection should be chosen from actual samples.

Dawn Mist






# Richcliff®


Exclusive to **UNILOCK**




SMOKE SHALE



DAWN MIST



PEBBLE TAUPE



PEBBLE TAUPE / DAWN MIST  
Blended on Site

**3 UNIT RANDOM BUNDLE** DRIVE FRIENDLY



RECTANGLE  
8<sup>7</sup>/<sub>8</sub> x 11<sup>7</sup>/<sub>8</sub> x 2<sup>3</sup>/<sub>8</sub>"  
226 x 300 x 60mm



SQUARE  
8<sup>7</sup>/<sub>8</sub> x 8<sup>7</sup>/<sub>8</sub> x 2<sup>3</sup>/<sub>8</sub>"  
226 x 226 x 60mm



SMALL RECTANGLE  
5<sup>7</sup>/<sub>8</sub> x 8<sup>7</sup>/<sub>8</sub> x 2<sup>3</sup>/<sub>8</sub>"  
150 x 226 x 60mm

**LARGE RECTANGLE** PEDESTRIAN ONLY



11<sup>7</sup>/<sub>8</sub> x 20<sup>7</sup>/<sub>8</sub> x 2<sup>3</sup>/<sub>8</sub>"  
302 x 528 x 60mm





Scan here for  
project inspiration.



# Courtstone®

EXCLUSIVE TO **JNIOCK**

The polished look of Courtstone brings a luxurious, old-world elegance, with Ultima™ Concrete Technology providing up to four times the strength of conventional poured concrete.

The unique shapes of Courtstone are cast from real European cobblestones using Reala™ Technology, but manufactured with a consistent base for efficient installation and superior interlock.

 **ELEGANCE™**







Color selection should be chosen from actual samples.

Basalt





ULTIMA™

Up to 4x stronger than poured-in-place concrete

REALA™

Cast from European cobblestones



# Courtstone®

Exclusive to **UNILOCK**



BASALT

## 5 UNIT RANDOM BUNDLE DRIVE FRIENDLY



XL Rectangle  
5 1/8 x 8 3/8 x 2 3/8"  
130 x 215 x 60mm



LARGE RECTANGLE  
5 1/8 x 7 1/4 x 2 3/8"  
130 x 185 x 60mm



RECTANGLE  
5 1/8 x 6 1/2 x 2 3/8"  
130 x 165 x 60mm



SMALL RECTANGLE  
5 1/8 x 5 3/4 x 2 3/8"  
130 x 145 x 60mm



SQUARE  
5 1/8 x 5 1/8 x 2 3/8"  
130 x 130 x 60mm





Scan here for  
project inspiration.



# Town Hall®

EXCLUSIVE TO **JNIOLOCK**

Modeled after historic North American clay street pavers, Town Hall is perfect for any traditional or permeable applications. The rich colors and classic shape also make it a popular border or accent paver.

Town Hall textures were cast from a multitude of different surfaces using Reala™ Technology, for a vintage, streetscape charm that stands the test of time.

 **ELEGANCE**







Color selection should be chosen from actual samples.

Basalt with Bristol Valley® (Fossil) pavers





ULTIMA™  
Up to 4x stronger than  
poured-in-place concrete

REALA™  
Cast from  
historical brick

 **EasyClean™**  
Factory sealed for  
integral stain resistance



# Town Hall®

Exclusive to **UNILOCK**



BURGUNDY RED



BURNT CLAY



OLD OAK



3 COLOR BLEND Blended on Site



BASALT

**INDIVIDUAL UNIT** PERMEABLE DRIVE FRIENDLY



3 7/8 x 9 7/8 x 2 3/4"  
100 x 250 x 70mm





Scan here for  
project inspiration.



# Copthorne®

EXCLUSIVE TO **JNIOCK**

Inspired by the rich color and timeworn beauty of European street pavers, Copthorne offers more delicate dimensions than Town Hall®. These proportions make it possible to design curved walkways and borders without the need for cutting.

Cast using Reala™ Technology for an authentic surface appearance, and Ultima™ Concrete Technology to deliver up to four times the strength of conventional poured concrete, Copthorne offers timeless beauty.

 **ELEGANCE™**







Color selection should be chosen from actual samples.

3 Color Blend with Richcliff® (Dawn Mist)





# Copthorne®

Exclusive to **UNILOCK**




BURGUNDY RED




BURNT CLAY




OLD OAK




3 COLOR BLEND  
Blended on Site




ARCTIC GREY **NEW**



STEEL BLUE



BASALT



3 COLOR GREY BLEND  
Blended on Site

**INDIVIDUAL UNIT** DRIVE FRIENDLY



2<sup>5</sup>/<sub>8</sub> x 7<sup>7</sup>/<sub>8</sub> x 2<sup>3</sup>/<sub>8</sub>"  
65 x 200 x 60mm










# Retaining Walls & Vertical Features

---

Unlimited creative possibilities exist for retaining soil or building vertical features like grill islands and firepits.

**Pavers:** Treo® Smooth with Hex™ and Copthorne® accent  
**Wall:** U-Cara® Wall Mount System with U-Cara Smooth Fascia Panels





**TOP** Bavarian Pitched with Bavarian Smooth back splash and Beacon Hill™ Smooth pavers

**LEFT** Ivory Subway

**RIGHT** Dark Charcoal Smooth

Color selection should be chosen from actual samples.



# U-Cara® Multi-Face Wall System



2019

U-Cara received the "red dot" award for high design quality and innovation.

This patented wall system, exclusive to Unilock, represents a revolution in wall design. With U-Cara it's now possible to design walls, pillars, planters, fire features, grill islands and more.

## FASCIA PANELS

### SMOOTH PANEL




BAVARIAN



GRANITE FUSION



OPAL



CHAMPAGNE



DARK CHARCOAL

### PITCHED PANEL



BAVARIAN



GRANITE FUSION



FOSSIL

### UMBRIANO PANEL



FRENCH GREY



SUMMER WHEAT

### SERIES 3" PANEL




ONYX BLACK

COMING SOON

### SUBWAY PANEL



OPAL



IVORY



DARK CHARCOAL

COMING SOON

### LAVANO PANEL



GRANITE FUSION



FOSSIL





**TOP** French Grey Umbriano Finish and Arcana™ pavers

**LEFT** Opal Smooth with Granite Fusion Pitched accent

**RIGHT** Granite Fusion Pitched with Umbriano French Grey and Cophthorne® accents with LedgeStone coping and Pillar Cap

Color selection should be chosen from actual samples.



# U-Cara® Multi-Face Wall System

## 1 BASE UNIT



### UNIVERSAL BASE UNIT

14 x 19 x 2¼"  
355 x 482 x 55mm

## 2 BACKER BLOCKS



SURETRACK  
STANDARD  
7½ x 5⅞ x 5⅞"  
190 x 150 x 150mm



SURETRACK  
LARGE BACKER  
7½ x 5⅞ x 11⅝"  
190 x 150 x 294mm



SURETRACK  
CORNER/PILLAR  
6⅞ x 5⅞ x 11⅝"  
175 x 150 x 294mm



SURETRACK  
CORNER INSERT  
L = 2"  
50mm

## 3 FASCIA PANELS

### 6" STANDARD FASCIA



5⅞ x 18⅜ x 2⅜"  
150 x 466 x 60mm

### 3" SERIES PANEL



2⅞ x 9 x 2⅜"  
71 x 231 x 60mm

### 2 UNIT CORNER BUNDLE




CLOSED-END  
FASCIA PANEL  
5⅞ x 20⅞ x 2⅜"  
150 x 530 x 60mm



STANDARD FASCIA  
HALF PANEL  
5⅞ x 9¼ x 2⅜"  
150 x 233 x 60mm

*Note: Not available in  
Subway or Lavano.*


## 4 FASCIA PANEL STYLES



SMOOTH



PITCHED




UMBRIANO



SERIES



SUBWAY



LAVANO

## 5 COPING

### ARCHITECTURAL COPING



SEE PAGE 156

### UMBRIANO COPING



SEE PAGE 157

### NATURAL STONE



SEE PAGE 158

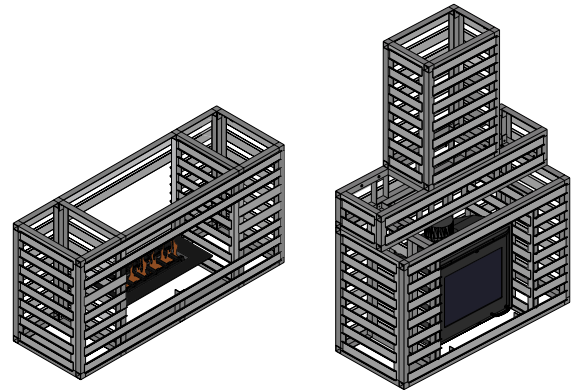
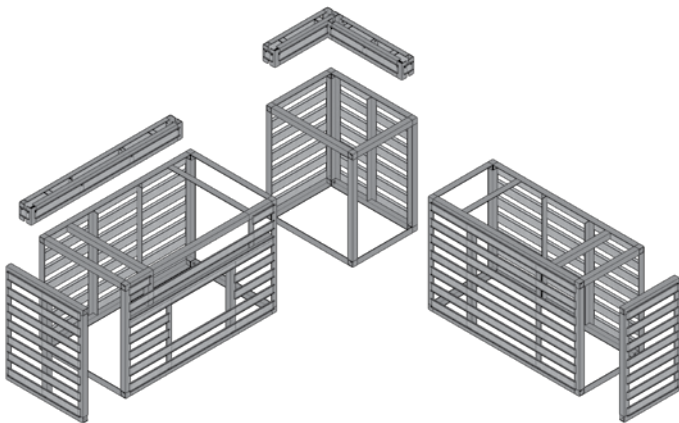
SEE PAGE 156-163  
FOR MORE COPING  
OPTIONS



# U-Cara® Modular System

---

Our U-Cara Modular System offers a variety of aluminium frames that can be mixed and matched to construct vertical features like grill islands, fire features and pillars.



Speak to your contractor to select a design and a U-Cara fascia panel finish to suit your project.



# U-Cara® Wall Mount System

---

The U-Cara Wall Mount System allows you to put the finishing touches on your project by cladding existing structures with U-Cara fascia panels.



Ideal for garden sheds, wing walls, exposed foundation, existing steps or concrete and wood substrates.





**TOP** Granite Blend with Holland Premier™ (Dark Charcoal) accent and Treo® smooth pavers

**LEFT** Sierra with Artline™ (Bavarian Blend) and Town Hall® (Basalt) pavers

**RIGHT** Granite Blend with Series™ (Onyx Black) accent and LedgeStone™ Pillar Cap (Grey)

Color selection should be chosen from actual samples.



# CLASSIC

## Lineo™ Dimensional Stone

---



RIVER



SIERRA




GRANITE BLEND




GRAPHITE

### 4 UNIT RANDOM BUNDLE


---




4 x 24 x 8"  
100 x 600 x 200mm




4 x 20 x 8"  
100 x 500 x 200mm



4 x 16 x 8"  
100 x 400 x 200mm



4 x 12 x 8"  
100 x 300 x 200mm



**PILLAR / CORNER UNIT**  
4 x 12 x 8"  
100 x 300 x 200mm



**UNIVERSAL BASE UNIT**  
14 x 19 x 2 1/4"  
355 x 482 x 55mm





**TOP** Coastal Slate with Richcliff® (Dawn Mist) pavers

**LEFT** Coastal Slate with Cophthorne® (Basalt) accent and LedgeStone™ (Grey) coping

**RIGHT** Coastal Slate with Natural Stone (Black River) coping

Color selection should be chosen from actual samples.





2013

Rivercrest received the "red dot" award for high design quality and innovation.

# Rivercrest® Wall



COASTAL SLATE



BUFF

## 4 UNIT RANDOM BUNDLE



STANDARD UNIT 1  
8 x 9-10 x 2¼"  
200 x 230-250 x 57mm



STANDARD UNIT 2  
12 x 9-10 x 2¼"  
300 x 230-250 x 57mm



STANDARD UNIT 3  
12 x 9-10 x 2¼"  
300 x 230-250 x 57mm



STANDARD UNIT 4  
17 x 9-10 x 2¼"  
425 x 230-250 x 57mm

## 2 UNIT CORNER BUNDLE



LONG CORNER UNIT  
17½ x 9-10 x 2¼"  
450 x 230-250 x 57mm



SHORT CORNER UNIT  
14½ x 9-10 x 2¼"  
375 x 230-250 x 57mm



**UNIVERSAL BASE UNIT**  
14 x 19 x 2¼"  
355 x 482 x 55mm





**TOP** Sierra with Copthorne® (Basalt) accent with Beacon Hill™ Flagstone pavers

**LEFT** Sierra with Ledgestone™ (Buff) coping

**RIGHT** River with River coping and Ledgestone™ (Buff) pillar caps

Color selection should be chosen from actual samples.



# CLASSIC

## Estate Wall™

---



GRANITE



SIERRA



RIVER



SANDSTONE

### 3 UNIT RANDOM BUNDLE

---



**LARGE UNIT**  
9 x 16 x 6"  
230 x 380 x 150mm



**MEDIUM UNIT**  
9 x 12 x 6"  
230 x 320 x 150mm



**SMALL UNIT**  
8 x 9 x 6"  
200 x 230 x 150mm



**CORNER**  
9 x 12½ x 6"  
230 x 320 x 150mm



**COPING**  
12 x 12½ (9½) x 3"  
300 x 320 (240) x 75mm



**UNIVERSAL BASE UNIT**  
14 x 19 x 2¼"  
355 x 482 x 55mm





## CLASSIC

# Olde Quarry™



SANDSTONE



GRANITE



SIERRA



RIVER

### 3 UNIT RANDOM BUNDLE



15" UNIT  
15 (12) x 4½ x 9"  
380 x 114 x 230mm



12" UNIT  
12 (9) x ½4 x 9"  
305 x 114 x 230mm



9" UNIT  
9 (6) x 4½ x 9"  
230 x 114 x 230mm



**STANDARD**  
12 x 9 x 4½"  
300 x 230 x 150mm



**COPING**  
12 x 3 x 12"  
305 x 76 x 305mm



**UNIVERSAL BASE UNIT**  
14 x 19 x 2¼"  
355 x 482 x 55mm

Color selection should be chosen from actual samples.

Granite with Ledgestone™ coping with Bristol Valley®, Copthorne® and Brussels Block accents





## CLASSIC

# Quarry Smooth



SANDSTONE



NATURAL GREY



CHARCOAL

### 3 UNIT RANDOM BUNDLE



15" UNIT  
15 (12) x 4½ x 9"  
380 x 114 x 230mm



12" UNIT  
12 (9) x 4½ x 9"  
305 x 114 x 230mm



9" UNIT  
9 (6) x 4½ x 9"  
230 x 114 x 230mm



**STANDARD**  
12 x 9 x 4½"  
300 x 230 x 150mm



**UNIVERSAL BASE UNIT**  
14 x 19 x 2¼"  
355 x 482 x 55mm





**TOP** Sandstone with Series™ (Onyx Black) accent and Brussels Block® (Sandstone) pavers

**LEFT** Sierra with Bristol Valley® (Steel Mountain) and Copthorne® (Basalt) accent pavers

**RIGHT** Sandstone with Brussels Fullnose™ (Sandstone) coping with Copthorne® (3 Color Blend) accent

Color selection should be chosen from actual samples.



## CLASSIC

# Brussels Dimensional Stone®

---



GRANITE Small Tapered Only



SIERRA



LIMESTONE Standard Only



SANDSTONE



**STANDARD**  
12 x 4 x 8"  
300 x 100 x 200mm



**SMALL TAPERED**  
9 x 3 7/8 x 7 7/8"  
229 x 100 x 200mm



**UNIVERSAL BASE UNIT**  
14 x 19 x 2 1/4"  
355 x 482 x 55mm

## SUNSET FIREPIT KITS

---

### Round



### Square



Round and Square fire pit inserts sold separately.

See page 149 for additional information.





**PHOTOS** Granite

Color selection should be chosen from actual samples.



# CLASSIC

## SienaEdge™

---



GRANITE



FIELDSTONE



CHARCOAL **NEW**



### STANDARD / CORNER UNIT

11½ x 35⅜ x 7"  
290 x 900 x 180mm



### COPING

11½ x 35⅜ x 7"  
290 x 900 x 180mm

*NOTE: Copping Unit can also act as a closed end unit with the unique patented locking mechanism.*





**TOP** Granite with Beacon Hill™ Flagstone (Fossil) pavers

**LEFT** Granite with Granite coping

**RIGHT** Sierra with Sierra coping

Color selection should be chosen from actual samples.



# CLASSIC

## Pisa™ XL

---



GRANITE



SIERRA



NEVADA



**CORNER**  
12 x 6 x 8"  
300 x 150 x 200mm



**XL UNIT**  
12 x 16 x 6"  
300 x 400 x 150 mm



**PISA COPING**  
12 x 12 x 3"  
300 x 300 x 75mm



**UNIVERSAL BASE UNIT**  
14 x 19 x 2¼"  
355 x 482 x 55mm





**CLASSIC**


SienaStone™

---



**SPECIAL ORDER PRODUCT**  
*Minimum quantities may apply*

NATURAL



**STANDARD 500**  
 $19\frac{3}{4} \times 39\frac{3}{8} \times 7\frac{3}{8}$ "  
 500 x 1000 x 185mm



**COPING**  
 $19\frac{3}{4} \times 39\frac{3}{8} \times 7\frac{3}{8}$ "  
 500 x 1000 x 185mm



**CORNER 45° (left & right)**  
 $19\frac{3}{4} \times 36\frac{1}{2} \times 7\frac{3}{8}$ "  
 500 x 925 x 185mm



**CORNER 90° (left & right)**  
 $19\frac{3}{4} \times 36\frac{1}{2} \times 7\frac{3}{8}$ "  
 500 x 925 x 185mm

Color selection should be chosen from actual samples.





**CLASSIC**

# Pisa™ Smooth XL




GRANITE




FIELDSTONE




CHARCOAL **NEW**



**XL TAPERED**  
15¾ x 11⅞ x 5⅞"  
400 x 300 x 150 mm



**COPING**  
15¾ x 12¾ x 3"  
400 x 325 x 75 mm



**CORNER**  
15¾ x 7⅞ x 5⅞"  
400 x 200 x 150 mm



# Firepits and Fire Features

---

Imagine flames crackling on a cool night, curling up under the stars with friends and family, and sipping a warm cup of hot chocolate. Soak up that sense of bliss from your backyard with a Unilock firepit!







U-Cara

### HEAT DAMAGE PREVENTION

To ensure a long lasting fire feature, direct exposure to extreme heat from an open flame should be avoided. Always construct fire features with a protective heat barrier such as a metal insert, refractory blocks or approved firebrick to prevent potential heat damage.

## SUNSET FIREPIT KIT Square shape also available.



### FIREPIT INSERT

Sold Separately

Firepit kit comes with a firepit insert that fits securely into the firepit.

*Circle available in Granite, Sandstone and Sierra.*

*Square available in Sandstone and Sierra.*

**NOTE:** Large fires and extreme heat are detrimental to concrete.



# Outdoor Kitchens

---

There's nothing more fun than cooking al fresco. An outdoor kitchen is an entire, defined space dedicated to preparing meals among family and friends, but with a much livelier backdrop!



Learn about things to consider when designing your outdoor kitchen.







*U-Cara*

## Design Considerations

Think about how you'll use the space, the outdoor appliances you need, the best location for a kitchen in your yard, and how it will weather in the elements over time.



*Rivercrest™ Wall*



*Lineo Dimensional Stone*



From a practical side, an outdoor kitchen is an extension of your home's living and entertaining space, allowing you to make the most of your backyard.



# Water Features & Pillars

---

From fountains and ponds, to waterfalls and custom water features, these soothing additions are a popular way to enhance your landscape design.



Elevate your outdoor space to new heights by incorporating pillars into your design. With varying heights and functions, pillars create a sense of permanence and strength while also adding visual flair. Take it a step further by incorporating landscape lighting into your pillars to set the mood at night.




# Creative Ideas

---

The versatility of Unilock products provides a playground for your imagination. From mixing patterns and colors to create a custom sports court, to utilizing Unilock wall systems to beautify a utilitarian window well, the possibilities are endless!



This small storage area becomes a thing of beauty, paved with Unilock Beacon Hill™ Smooth and Universal Coping treads.











# Steps, Treads, Coping & Caps

---

From classic, fullnose shapes to pitched-face edges, our steps, treads and coping offer a wide variety of choices for the finishing touch on your project.



# Architectural Coping & Pillar Cap

---


ENDURACOLOR™



BUFF



CHARCOAL



**COPING**  
24 x 14 x 2<sup>3</sup>/<sub>8</sub>"  
609 x 355 x 60mm



**PILLAR CAP**  
28 x 28 x 3"  
711 x 711 x 76mm





# Umbriano® Coping


ENDURACOLOR™



Exclusive to **JNLOCK**



FRENCH GREY



MIDNIGHT SKY



SUMMER WHEAT



WINTER MARVEL



**FULLNOSE**  
14 x 24 x 2<sup>3</sup>/<sub>8</sub>"  
360 x 600 x 60mm



**CHAMFERED**  
14 x 24 x 2<sup>3</sup>/<sub>8</sub>"  
360 x 600 x 60mm





# Natural Stone Coping, Step & Pillar Cap



IVORY SAND SANDSTONE



GOLDEN SAND SANDSTONE



STONE CLIFF GREY SANDSTONE



GREYFIELD SANDSTONE



BLACK RIVER LIMESTONE



**4' ROCKFACE COPING**  
 $11\frac{7}{8} \times 47\frac{1}{2} \times 2"$   
 300 x 1200 x 50mm



**4' FULLNOSE**  
 $11\frac{7}{8} \times 47\frac{1}{2} \times 2"$   
 300 x 1200 x 50mm



**4' ROCK FACE STEP**  
 $47\frac{1}{4} \times 15\frac{3}{4} \times 5\frac{7}{8}"$   
 1200 x 400 x 150mm



**24" PILLAR CAP**  
 $23\frac{5}{8} \times 23\frac{5}{8} \times 2\frac{5}{8}"$   
 600 x 600 x 64mm

**28" PILLAR CAP**  
 $28 \times 28 \times 2\frac{5}{8}"$   
 710 x 710 x 64mm

BLACK RIVER ONLY

STONE CLIFF GREY AND BLACK RIVER ONLY





# Ledgestone™

## Steps, Coping & Pillar Cap

**STONEMARK™**  
**REALA™**  
 Cast from natural stone

STEPS, TREADS, COPING & CAPS



BUFF



GREY

### 24" PILLAR CAP

24 x 24 x 4"  
 610 x 610 x 100mm

### 28" PILLAR CAP

28½ x 28½ x 4"  
 740 x 740 x 100mm



### COPING

12 x 24 x 2¾"  
 305 x 610 x 70mm



### LARGE COPING/ STEP TREAD

13½ x 30 x 2¾"  
 343 x 762 x 70mm



### CLOSE-END COPING

12 x 24 x 2¾"  
 305 x 610 x 70mm



### LARGE CLOSED-END COPING

13½ x 30 x 2¾"  
 343 x 762 x 70mm



### FULLNOSE COPING

12 x 24 x 2⅜"  
 305 x 610 x 60mm



### FIREPIT COPING

21½ x 10 x 2⅝"  
 546 x 254 x 65mm



### 48" STEP

24 x 48 x 5⅞"  
 610 x 1220 x 150mm



### 72" STEP

24 x 72 x 6"  
 610 x 1830 x 150mm





# Fullnose Coping

---

## Brussels Fullnose™



CHARCOAL **NEW**



SANDSTONE



SIERRA



**6 x 12**  
5<sup>7</sup>/<sub>8</sub> x 11<sup>7</sup>/<sub>8</sub> x 2<sup>3</sup>/<sub>8</sub>"  
150 x 300 x 60mm





# Fullnose Coping

---

## 6 x 12" Fullnose



CHARCOAL



SANDSTONE



SIERRA



6 x 12 x 2<sup>3</sup>/<sub>8</sub>"  
150 x 300 x 60mm





# SienaStone™ Coping

---



GRANITE



SIERRA



NEVADA



**COPING**  
20 x 39 x 7¼"  
500 x 1000 x 185mm



# SienaStone™ Smooth Step

---



DUSK



**48" STEP**  
47¼ x 7 x 20"  
1200 x 180 x 500mm





# Pisa™ Smooth XL Coping

---



GRANITE



FIELDSTONE




CHARCOAL



SANDSTONE



NATURAL GREY



**COPING**

15¾ x 12¾ x 3"

400 x 325 x 75 mm

---

# Estate Wall Coping

---



GRANITE



RIVER



SANDSTONE



SIERRA



**COPING**

12½ (9½) x 3 x 12"

320 (240) x 75 x 300mm





# Learn & Plan

Nothing ventured, nothing gained! Transform your hardscape ideas into bold, thrilling reality with the right help, knowledge and preparation. Unilock has the experts, the plans and the tools you need to succeed!









*Come visit us in Aurora, Illinois*

# UNILOCK Outdoor Idea Center

---

## See

An expansive display of Unilock products in a life-size outdoor setting

---

## Talk

To our knowledgeable staff and we'll help you create a plan to achieve the outdoor space you're dreaming about.

---

## Take

**FREE samples** of Unilock paver and wall products home with you.



**301 E Sullivan Rd, Aurora, IL 60505**

Scan here for more information  
and a 3D virtual tour!



*Please feel free to walk around and browse our  
Outdoor Idea Center at any time. Call 1-800-UNILOCK  
or visit [Unilock.com](http://Unilock.com) for more details and staff hours.*



**U**VISION®  
— 3D LANDSCAPE CREATOR —



**3D Rendering** Created with Uvision® 3D Design Software



**Finished Project**

While there are many contractors and designers who still prefer to draw by hand, more and more plans today are being created digitally and in 3D.

If you're having trouble imagining what your project will look like when it's complete, a 3D design can really help.

Speak to your contractor about how 3D design can help you visualize the possibilities for your project!

Connect with us online or by phone to find a qualified contractor who can prepare a 3D design for your project!



Your one-stop shop for a wide variety of resources to help you kick-start your hardscape project, the Unilock way!

# Resources at **Unilock.com**

---

Throughout your project journey we know you'll have lots of questions, and our website has answers. From the hundreds of topics covered in our Knowledge Center, to design advice and inspiration, we're here to help far beyond your selection of Unilock products. We can even help you connect with a local installation contractor you can trust. Connect with us online or at 1-800-UNILOCK.



Knowledge  
Center



Design  
Advice



Unilock  
Authorized  
Contractors



Frequently  
Asked Questions



# Protect your Investment

---

Learn how to take care of your Unilock products to ensure that they stay beautiful and functional for years to come.



## Spring

While the majority of Unilock products require little maintenance, there are a number of preventative steps that can be performed each spring to ensure that your project keeps its pristine appearance throughout patio season.

Examine for “creep” – this is where pavers push out as a result of winter stress, traffic or edge restraint failure – as well as dips, deformations or stains. Should you discover any of these problems, they are fixable; speak to your contractor or reach out to us for solutions. Wash your paver surface with a simple soap and water solution and top up jointing material if necessary.

## Fall

While the leaves changing colors in the fall is a beautiful sight, the stains they leave behind on pavers can be an eyesore. Clean any debris, and remove any planters, barbecues or furniture that may leave behind rust marks.

## Winter

Metal blades on plows or shovels may scratch the surface of your pavers. It is recommended you use plastic shovels or protective plastic blades on your plows or snow blowers. Although Unilock products are resistant to de-icing salt, it is strongly advised to use calcium-based products or rock salt (sodium chloride) to melt ice.

**Note:** Avoid magnesium-based de-icing products as they are very aggressive and may cause damage to the surface of pavers.

---

### STOP WEEDS BEFORE THEY TAKE ROOT

Weeds do not grow up from the soil below. Instead, dirt and weed seeds blow in from adjacent lawn and garden areas and may germinate in between the joints. Keeping the joint sand topped up near the surface will help the weed seeds to blow over the joint and not into the joint.

**IN THE PAST** - Basic sand was the only jointing material available. Rain would erode the sand if it wasn't replaced frequently, leaving parts open to vegetation growth.

**TODAY** - There are new types of sand-stabilizing compounds and polymeric jointing materials that relieve homeowners of this maintenance worry.



# Finding the Right Fit

Even the best materials can be spoiled by subpar installation and craftsmanship, which is why choosing the right contractor for the job is the most crucial decision for your project. Remember that the cheapest quote is rarely the best option, so make sure to ask the right questions.



## NEED HELP FINDING A QUALIFIED CONTRACTOR?

Unilock Authorized Contractors have met our exacting standards for installation methods and business practices. Connect with us online, by phone or at one of our locations and we'll be happy to connect you with a contractor in your area who is guaranteed to do the job right.



Register online at [Unilock.com](https://www.unilock.com) and we'll match you with a Unilock Authorized Contractor in your area.

# 8 Tips for Choosing a Contractor



## 1 WORKMANSHIP

Ask to see completed projects from more than two years ago to see how their work holds up.

Are the curves of the project cut in a way that minimizes large gaps? Are small or awkward cuts minimized?

Have edge restraints been used and are they still in place?

How long does the contractor guarantee their work?

Has there been a warranty claim filed against the company in the past two years?

## 2 SUB-CONTRACTING

Some contractors will hire other companies to perform parts of the work, like lighting and irrigation. Be sure to ask how these sub-contractors will be managed or vetted.



Scan here for a Project Planning Guide and helpful Contractor Checklist.

## 3 EXPERIENCE

How long has the contractor been installing pavers and walls?

Has the contractor installed projects in the past with the features you're considering?

## 4 PREPARATION

What are the contractor's base preparation methods?

What materials are used and why?

Is there a standard procedure for base preparation or will the contractor assess your site's unique needs?

## 5 SCHEDULE

How far in advance are projects being booked and how long might your project take?

What are the contractor's payment terms?

Do they require a deposit upfront to secure the timing of the project?

## 6 DOCUMENTATION

Does the contractor have the proper licensing for their work?

Does the contractor have liability insurance and are employees covered by Workers Compensation?

Will permits be required for the job and if so, who is responsible to secure them?

## 7 COMPATIBILITY

Do you like this contractor? Can you trust them? Can you easily communicate and understand each other?

Will the person you're meeting be on site throughout the project or will someone else be your day-to-day point of contact?

Contact references to help understand how your contractor will operate throughout a project.

## 8 DESIGN

Do they offer a design service? What is the cost for this?

Do they offer hand-drawn or 3D-rendered concept designs?

Are the contractor's designs something you would like for your project?



# Time to Break Ground

---



## 1 EXCAVATION

All outdoor projects should begin with the removal of grass and topsoil. The depth will be determined by two things:

1. **Soil Type** - Sandier soil requires less excavation than clay-based soil.
2. **Use** - Patios and walkways, which take lighter loads should require less excavation than driveways and retaining walls, which require deeper excavation.

*Depth of excavation can be reduced significantly if a layer of DriveGrid is placed at the bottom of the excavation before gravel gets placed. Loose subsoil should always be compacted prior to installing DriveGrid and gravel.*



Learn about frequently used terms in the hardscape industry.

## 2 GRAVEL BASE

A gravel base is placed into the excavated area. Ideally, this gravel base will need to be:

- > **Strong enough** to support the weight of anything placed on the surface.
- > **Free draining** to allow water to escape the base and enter the subsoil. A perforated drain pipe in the gravel base may be necessary for retaining walls in order to direct water away from the wall's base.
- > **Extended** at least 6" (150mm) beyond the finished paver surface's edges.
- > **Compacted** in several layers, using the proper equipment.

## 3 BEDDING LAYER

On top of the firm gravel base, a 1" (25mm) layer of sand or tiny stone chips is spread out and smoothed. This layer enables the levelling or sloping of paver or wall units for drainage and smoothness.

Some contractors may recommend a poured concrete surface over a standard bedding layer, which is acceptable if the concrete is carefully poured and rests on a solid, well-drained base.

**Note:** Once concrete is poured, the height of paver or wall units can no longer be adjusted.



#### 4 RESTRAINT SYSTEM

To prevent pavers from shifting, a concrete edge will be constructed or an edge restraint fixed with long metal spikes. For walls, adhesive can be used to secure rows of blocks together. Larger retaining walls may require geogrid every few layers to secure the wall into the soil that is being retained.

#### 5 JOINT MATERIAL

There are three types of joint material to choose from:

**Basic Jointing Sand** – Years ago, this was the only joint material available. As it wears away, issues with weeds could arise. If you decide to choose basic sand, we advise using a joint stabilizing sealant and be ready to top up the sand as necessary.

**Polymeric Sand** – This special sand is blended with a binding ingredient to help it stay in place longer. Check with your local Unilock Dealer for the best jointing sand/compound for your project.

**Resin Sand** – Resin sands are the strongest jointing sand available, and have been proven to have the longest lifespan of any jointing sand. Different resin sands are available for various uses.

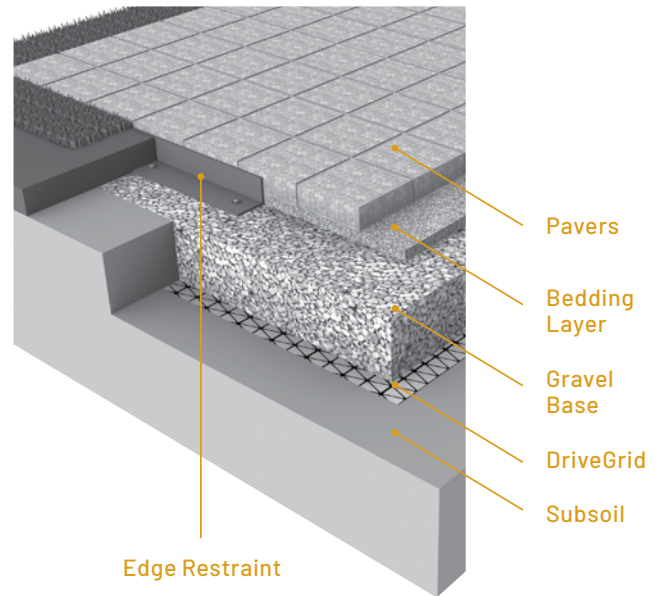
#### 6 SEALING

Unilock pavers will be durable with or without a sealer. Some homeowners may choose to apply a sealer to enhance paver color, while others choose to appreciate the color of the pavers as they are. If you decide to seal, be prepared to re-seal your pavers every 3-5 years.

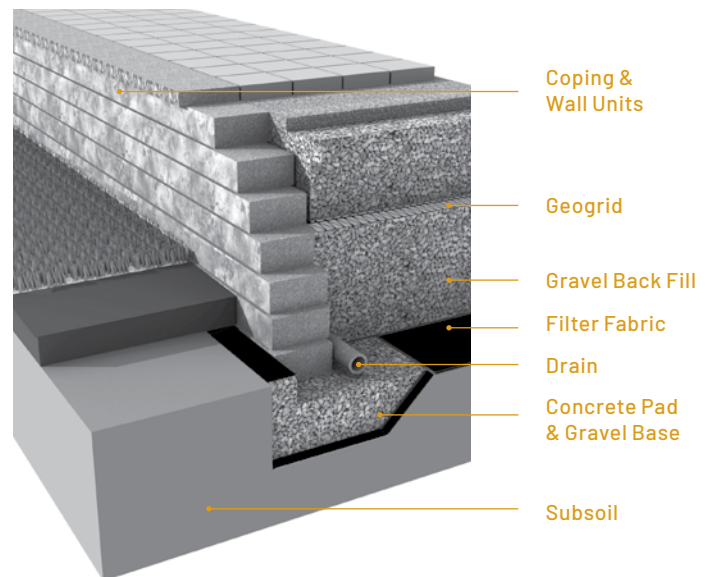
##### Factory-Sealed Products

Elegance® pavers and Unilock® pavers manufactured with EasyClean™ have been pre-sealed at the factory. To clean and brighten the surface at any time, a gentle power washing of the surface is recommended. If you wish to re-seal, wait a minimum of three years before applying sealant. Use only solvent-based sealants on factory-sealed products.

#### PAVER CONSTRUCTION



#### WALL CONSTRUCTION



A proper base ensures that your pavers and walls won't shift during freeze/thaw cycles.



# The Choice of Design Professionals

---

For decades, architects, landscape architects, and engineers have used the same Unilock products that are available to homeowners to design world-class commercial spaces across North America.







**Indianapolis Motor Speedway, Indianapolis, IN** Designer: Browning Day Mullins Dierdorf

**Pier 4, Boston, MA**  
Designer: Mikyoung Kim Design




**White Plains Public Library, White Plains, NY**  
Designer: IQ Landscape Architects



# Our Quality Commitment

---



Unilock was the first concrete paver manufacturer in North America to offer a Lifetime Guarantee, and since then we have continued to stand behind it to ensure customers are completely satisfied with our products. With almost 2 billion stones in the ground, that's quite the commitment!

Our products are better and stronger than other brands. In fact, our internal standards of manufacturing in the USA and Canada far exceed industry standards set by ASTM (American Society for Testing and Materials) and CSA (Canadian Standards Association) and other European organizations.

## LIFETIME GUARANTEE - RESIDENTIAL

Our Transferable Lifetime Guarantee warranties the structural integrity of Unilock concrete paving stones and retaining wall units when used in residential applications. It covers any structural failure or deterioration of the concrete unit resulting from normal use or from the reasonable application of sodium chloride (common rock salt used for de-icing). StoneMark™ products have the same warranties as Unilock paving stones and retaining walls, but cannot be warranted against damage resulting from de-icing products.

Any materials installed and maintained to our guidelines, and subject to normal wear, that prove defective, will be replaced without cost. Proof of purchase is required. Customers are encouraged to submit receipts to us as soon as their project is complete, using the Unilock

Warranty Registration Form on our website (Unilock.com).

Purchasers need to ensure that the product they purchase is appropriate for their intended application; for example, only certain thicknesses of products are appropriate for driveways. Color matching of the replacement product and/or lost time cannot be guaranteed and labor costs related to installing replacement product is not included. Unilock reserves the right to seek a professional diagnosis and opinion to determine the exact cause of the product failure. If the failure falls within our warranty parameters, Unilock will replace the defective product.

**EXCLUSIONS** - Unfortunately, some things are beyond the control of Unilock, and are therefore not covered by this warranty. These include: naturally occurring efflorescence, hazing from polymeric jointing sand, scratching and chipping resulting from snow removal or construction equipment, damage caused by natural or un-natural disasters, or negligence by anyone other than Unilock. While EasyClean helps to increase a paver's resistance to staining from various substances, it does not make our products stain-proof nor does it resist every kind of stain. The Unilock warranty also does not cover deterioration or damage as a result of poor design or poor installation practices that are contrary to specifications as laid out by ICPI (Interlocking Concrete Pavement Institute) and the NCMA (National Concrete Masonry Association). For more information please visit [www.icpi.org](http://www.icpi.org) and [www.ncma.org](http://www.ncma.org). Additionally, please refer to the Maintenance, Color and Installation Advisories.

## MAINTENANCE ADVISORY

### 1. Cleaning and Sealing

As with anything that is outdoors, Unilock products are subject to harsh weather, dust, acid rain, leaf stains, water stains and general wear from foot or vehicular traffic. Therefore, periodic cleaning using environmentally safe detergents designed for cleaning concrete is recommended to maintain a bright, fresh appearance.

To make subsequent cleaning easier and more effective, a concrete sealer can be applied to new or cleaned products to help prevent the penetration of substances that can cause stains.

There are many types of concrete cleaners and sealers on the market. Always read the instructions carefully before using the product to make sure that it will function as expected. Testing first, in a small unobtrusive area, is always a good idea to ensure the results are acceptable. Consult your local hardscape dealer to find the products best suited for your paver or wall installation.

### 2. Winter Maintenance

Snow removal by way of metal blades on plows or shovels will scratch and chip the surface of pavers, causing permanent damage. To mitigate this risk, metal snow clearing blades must always have a polyurethane or rubber cutting edge attached when plowing pavers.

De-icing Salts - The use of de-icing products on paver surfaces is important for safety and to help mitigate snow accumulation. Most de-icing products will have some effect on concrete, even if the product label indicates that it



Visit [Unilock.com](https://www.unilock.com) to register for your Transferable Lifetime Guarantee.

is safe on concrete. If you must use a de-icing product, we recommend that you use Sodium Chloride (ordinary rock salt) or Calcium Chloride (for colder climates). Always apply sparingly. The use of de-icing products on StoneMark, wet-cast pavers, slabs or coping may damage the product and therefore is not recommended. Whenever possible use a coarse sand as an anti-slip measure instead of de-icing chemicals.

## COLOR ADVISORY

### 1. Selection

Due to the inherently variable nature of printed materials and digital monitors, Unilock cannot guarantee that products will match the color of printed or online images. Therefore, when making final product selections, decisions should be made based on actual stones which are readily available from Unilock, Authorized Contractors or Authorized Dealers. Most Unilock products are not comprised of a single color, but rather contain blended colors for a more natural appearance. This means that there will be significant color variance from stone to stone, so purchasers should view multiple units together to get a more accurate impression of the overall color.

*Note:* Unilock Natural Stone variations are outside the control of Unilock. Purchasers of natural stone must be willing to accept this inherent variability.

### 2. Pre-installation checking

Always check the label to ensure that the Unilock product delivered to your project is the product and color ordered. If there is a discrepancy, or if the product

inside the packaging doesn't appear to be correct, contact your hardscape dealer before installing any pavers or wall units. If the product is installed, it indicates your acceptance of the products as delivered.

### 3. Blending

If the project requires more than one bundle of product it's always a good idea to draw product from several bundles when installing, as this ensures that any variation between bundles will be seamlessly integrated in the project. When bundles are from different production runs, random selection from multiple bundles is even more important.

### 4. Efflorescence

Efflorescence is a naturally occurring process that may appear as a white or light grey powder on the surface of concrete, clay or natural stone. It is temporary, and will disappear over time. However, if it is bothersome, an efflorescence cleaner can be used to remove it. There is no way to predict or prevent efflorescence. Because it does not compromise the structural integrity of the product, it is not covered by Unilock product warranties.

## INSTALLATION ADVISORY

### 1. Construction Residue

While a certain amount of dirt on pavers and walls is inevitable during the construction phase, installers are strongly encouraged to clean as they go as construction residue can embed in the surface and become difficult to remove. The slurry produced during wet-saw cutting is particularly stubborn to clean if allowed to dry on the surface of

pavers. Unilock warranties do not cover stains caused by a failure to remove construction residue.

### 2. Polymeric Haze

Surface hazing caused by polymeric jointing sand is not the responsibility of Unilock. Polymeric jointing sand should only be installed by an experienced and knowledgeable contractor. Any sand that is left on the surface prior to activation will result in a haze that is very difficult and time-consuming to remove. Only the highest quality, brand name polymeric sand that is guaranteed by the manufacturer should be used.

### 3. Compaction Damage

Both smooth and textured paver surfaces can be scratched by compaction equipment used to 'flatten' a new paver installation. Therefore, metal plate compactors must be fitted with a polyethylene mat to protect the paver surface from becoming scratched, or a superior option is to use a rubber-roller compactor instead. Damage to product surfaces caused by failure to follow these instructions is not covered by Unilock product warranties.

## FIRE PIT WARNING

Wood-burning fire pits must be lined with a proper metal insert or refractory (fire-rated) brick to protect the concrete components from extreme exposure to heat. Extreme heat on a concrete surface may affect the structural integrity of the concrete and can be dangerous. The floor of the fire pit should always be constructed using refractory brick or a sand bed. For your safety, always use a spark screen over the fire.



# Index

## PAVERS AND SLABS

Arcana™	79
Artline™ Smooth	87
Artline Umbriano	85
Artline Il Campo	86
Beacon Hill™ Flagstone	69
Beacon Hill Smooth (60mm)	65
Beacon Hill Smooth (80 mm)	66
Beacon Hill Smooth Slab	67
Bristol Valley®	77
Brussels Block®	74
Cophorne®	121
Courtstone®	113
Eco-Priora™	100
Eco-Priora Premier	101
Eco-Promenade™	98
Granito™	93
Hex™	95
Holland Premier™	91
Hollandstone™	75
Mattoni™	89
Natural Stone	105
Nordic Cobble™	103
Porcelain Tile	107
Promenade™ EcoTerra	99
Richcliff®	109
Series™	97
Skyline™	81
Soreno™	80
Town Hall®	117
Treo® Smooth	71
Tribeca Cobble™	102
Umbriano®	83
Westport™	72
Westport Smooth	73

## RETAINING WALLS AND VERTICALS

Brussels Dimensional Stone®	141
Estate Wall™	137
Lineo™ Dimensional Stone	133
Olde Quarry™	138
Quarry Smooth™	139
Rivercrest® Wall	135
Pisa™ XL	145
Pisa™ Smooth XL	147
SienaEdge™	143
SienaStone™	146
U-Cara®	127
U-Cara Modular System	130
U-Cara Wall Mount System	131

## STEPS, TREADS, COPING & CAPS

Architectural Coping & Cap	156
Estate Wall	163
Brussels Fullnose™	160
6 x 12 Fullnose	161
Ledgestone™	159
Natural Stone	158
SienaStone™	162
SienaStone Smooth	162
Pisa Smooth XL	163
Umbriano Coping	157

## TOPICS OF INTEREST

Borders & Accents	14
Coatings & Finishes	8
Classic	52
ColorFusion™	59
Construction Process	172
Contractor Tips	170
Coping	155
Creative Ideas	153
EnduraColor™	52
Elegance™	52
EasyClean™	58
Fire Features & Firepits	148
Joint Material	14
Laying Patterns	13
Maintenance	169
Outdoor Idea Center	166
Outdoor Kitchens	150
Permeable Pavers	55
Pillars	152
Reala™	57
Retaining Walls	125
Steps	155
Ultima™	56
Unilock Resources	168
Unique Touches	14
Uvision	167
Water Features	152

Unilock Ltd. and Hengestone Holdings, Inc. are the owners or authorized users of all trademarks used in this publication unless otherwise specified. Umbriano® are trademarks of Metten Stein + Design GmbH & Co KG used under license by Unilock®. Measurements throughout this portfolio are nominal. Not all products shown are available at all Unilock locations. Log on to Unilock.com for availability. Colors shown in this catalog should be used only as a guide. Colors should always be chosen from actual samples. Contact your local Unilock representative for color availability in your area.



## FOLLOW US

[Instagram](#) [Facebook](#) [LinkedIn](#) [Pinterest](#) [YouTube](#) @Unilock [Twitter](#) [TikTok](#) @UnilockLife







**TRANSFORMING  
HARDSCAPES**

**BOSTON**  
(508) 278-4536

**CHICAGO**  
(630) 892-9191

**MILWAUKEE**  
(262) 742-3890

**KANSAS**  
(913) 417-7985

**MICHIGAN**  
(248) 437-7037

**NEW YORK**  
(845) 278-6700

**MID-ATLANTIC**  
(202) 798-2060

**ONTARIO**  
(416) 646-9000

**CINCINNATI / KY / TN**  
(513) 202-0219

**OHIO/WESTERN PA  
/WNY&CNY**  
(330) 927-4000



**UNILOCK.COM**  
1-800-UNILOCK